

















# PARTS IDENTIFICATION LIST FOR L&M STANDARD BRED TRACK CONDITIONER 2

Turnbuckle			
Tongue			
10.5" Rubber Tire			
6" Inner Burnout			
6" Outer Burnout			
Stub Axle 2" X 9.5"			
Broom Assembly			
6' Brush Section			
Long Cylinder Mount			
Long Cylinder Guide			
Long Cylinder Tower			
Long Cylinder Bearing Plate			
Short Cylinder Mount			
Short Cylinder Guide			
Short Cylinder Tower			
Short Cylinder Bearing Plate			

## TOWER PARTS