


















PARTS IDENTIFICATION LIST FOR L&M THOROUGHbred TRACK CONDITIONER 1

| | | | |
|-------------------------------|---|--|---|
| 13" Diagonal Tooth |  | | |
| Short Holder | |  | |
| 1/4" X 8 1/2" X 8 1/2" Gusset |  | | |
| 1/2" X 2" X 8 1/2" Gusset | |  | |
| 4 Bolt Bearing |  | | |
| Bearing Plate, 15" | |  | |
| Long Cylinder | | |  |
| Short Cylinder |  | | |
| Cylinder Seal Kit | | |  |
| Wire | | |  |
| Cylinder Pin |  | | |
| Cross Cylinder | | |  |
| Cylinder Repair Kit |  | | |
| Whoa Stops #99 | | |  |
| Whoa Stops #100 |  | | |
| 1/8" Washer | | For #99 |  |
| | | | For #100 |
| | | |  |